

MILLING

Product Overview

Application Guide

Milling Inserts & Cutter Overview

Milling Inserts & Cutter



Scan this QR code
to see our
YG FM10 Mill
at work.



Scan this QR code
to see our
YG HF4 Mill
at work.

Milling - Code System Insert ISO Code System

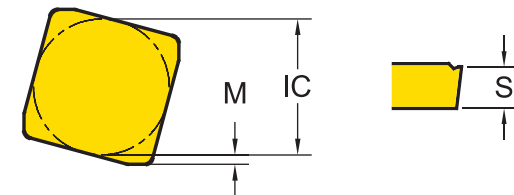


1 - Shape

Symbol	Shape	Diagram
H	Hexagonal	
O	Octagonal	
P	Pentagonal	
S	Square	
T	Triangular	
V	Rhombic 35°	
W	Trigon	
L	Rectangular	
A	Parallelogram 80°	
R	Round	

2 - Relief Angle (AN)

Symbol	Relief Angle (AN)	Diagram
N	No Relief Angle	
B	Relief 5°	
C	Relief 7°	
P	Relief 11°	
D	Relief 15°	
E	Relief 20°	
F	Relief 25°	
O	Special	



3 - Tolerance Class

Symbol	Inner Circle IC (in)	Nose Height M (in)	Thickness S (in)
C	±.0010	±.0005	±.0010
E	±.001	±.0010	±.001
G	±.001	±.0010	±.005
H	±.0005	±.0005	±.0010
K*	±.002~.006*	±.0005	±.005
M*	±.002~.006*	±.003~.010*	±.005
U*	±.003~.010*	±.005~.015*	±.005

* Tolerance is different by insert IC size. Please see ISO 1832

4 - Clamping & Chipbreaker

Symbol	Clamping	Chipbreaker	Figure
N	No clamping hole	X	
R		One Face	
W	Screw Hole	X	
T		One Face	
U		Both Faces	
X		Special	

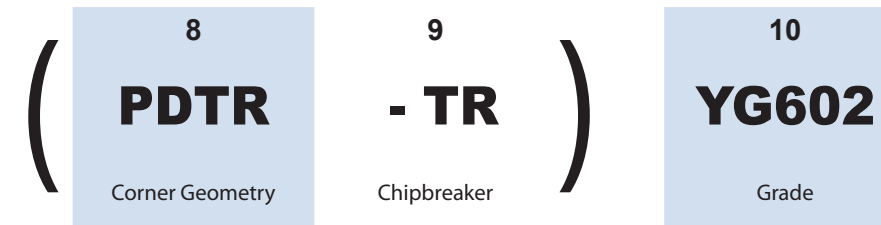
5 - Insert Size

* No Standard for milling insert size

6 - Insert Thickness

* No Standard for milling insert thickness

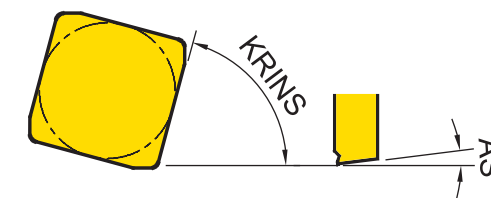
Milling - Code System Insert ISO Code System



7 - Corner Radius (RE)

Symbol	Thickness - S (in)	Symbol	Thickness - S (in)
04	.016	16	.063
08	.031	20	.079
12	.047	24	.094

8 - Corner Geometry



8 - 1	8 - 2	8 - 3	8 - 4
P	D	T	R
Cutting Edge Angle (KRINS)	Wiper Edge Clearance (AS)	Edge Condition	Feed Direction

8 - 1 - Cutting Edge Angle (KRINS)

Symbol	Cutting Edge Angle (KRINS)
P	90°
A	45°
D	60°
E	75°
F	85°
Z	Special

8 - 2 - Wiper Edge Clearance (AS)

Symbol	Wiper Edge Clearance (AS)
N	0°
P	11°
D	15°
E	20°
F	25°
Z	Special

8 - 3 - Edge Condition

Symbol	Edge Condition	Diagram
F	Sharp	
E	Rounded	
T	Chamfered	
S	Chamfered and Rounded	

8 - 4 - Feed Direction

Symbol	Feed Direction	Diagram
R	Right - hand Insert	
N	Neutral Insert	
L	Left - hand Insert	

Milling Grades and Chip breakers

Milling Grades

Milling Grades	P Steel					M Stainless steel				K Cast iron				N Non - ferrous				S Super alloys				H Hardened Steel			
	P05	P15	P25	P35	P45	M05	M15	M25	M35	K05	K15	K25	K35	N05	N15	N25	N35	S05	S15	S25	S35	H05	H15	H25	H35
PVD YG012	012																	012							
YG712	712																								
YG713	713																								
YG622	622																								
YG612	612					612												612							
YG602	602					602				602								602							
YG613	613					613																			
YG501										501															
CVD YG5020										5020															
Uncoated YG50														50											

NEW YG012 H10 - H30 P10 - P30		Optimized Milling Grade for Pre - Hardened & Hardened steel <ul style="list-style-type: none"> Applied Extreme Oxidation PVD layer and Crack - free Substrate Excellent Cutting performance for Die & Mold application
YG712 P10 - P30		Milling Grade for Medium of Steel Application <ul style="list-style-type: none"> Superior wear resistance and excellent toughness in high speed machining Coating layer with high hardness and oxidation resistance
YG713 P15 - P25		Milling Grade for General Steel Application <ul style="list-style-type: none"> Multi - layer TiAlN structure realizes stronger crater and flank wear resistance Fine - grained carbide and balanced substrate
YG622 P20 - P35 K20 - K40		Optimized Grade for High Alloyed or Prehardened Steel Excellent for High Temperature Hardness and Oxidation Resistance at High Speed
NEW YG612 P20 - P40 M20 - M40 S20 - S40		Specialized Multi - Nano Coated Grade with high wear resistance and chipping resistance <ul style="list-style-type: none"> Special Multi - Nano coating prevent crack and providing predictable tool life Special universal Grade can achieve stable tool life in any workpiece

Milling Grades and Chip breakers

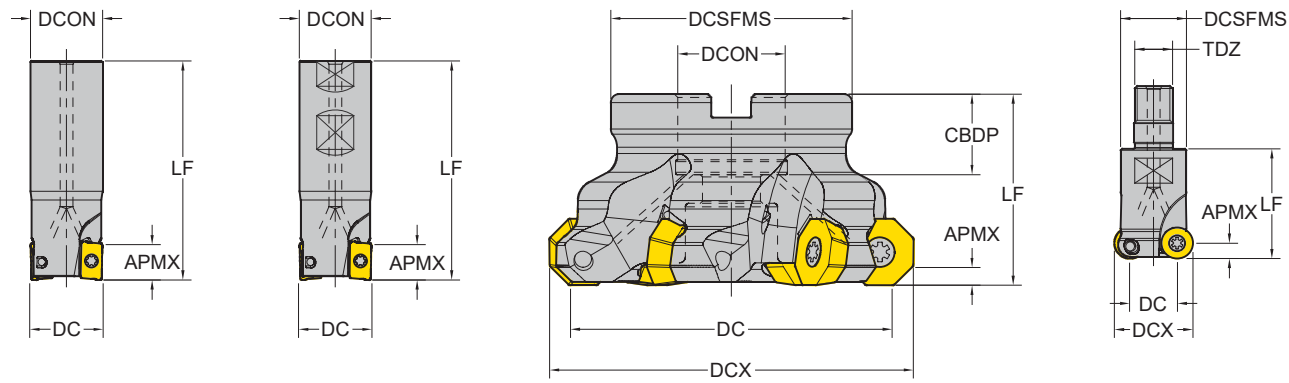
Milling Grades

YG602 P20 - P35 M20 - M40 K20 - K40 S15 - S25		Universal grade for General Milling Application <ul style="list-style-type: none"> Ultra Dense PVD Coating with optimal thermal resistance & strength Sub - Micron substrate designed for demanding application
YG613 P30 - P50 M30 - M40		Milling Grade for Stainless Steel Application <ul style="list-style-type: none"> New coating layer with lubrication preventing built - up edge on ultra fine grain substrate with high toughness. The toughest substrate provides excellent cutting performance in stainless steel
YG501 K05 - K25		Hard Milling grade for Cast Iron <ul style="list-style-type: none"> Substrate especially designed for high wear resistance Excellent wear resistance in cast iron milling application
YG5020 K01 - K30		CVD Milling grade for Cast Iron <ul style="list-style-type: none"> CVD coating for Excellent wear resistance Improved Toughness for chipping resistance
YG50 N05 - N20		Uncoated Milling Grade for Aluminium <ul style="list-style-type: none"> Submicron carbide substrate for high wear resistance Preventing built up edge with shining surface

Milling Chipbreakers

-AL		<ul style="list-style-type: none"> For Aluminum Very Sharp Geometry
-ST		<ul style="list-style-type: none"> For Stainless Steel, Super Alloy Sharp Geometry
-GN (General Type)		<ul style="list-style-type: none"> First Choice for General Application
-TR		<ul style="list-style-type: none"> For Hardened Steels Reinforced Geometry
...W / ...N		<ul style="list-style-type: none"> For Hardened Material and Cast Irons

Code Keys - Milling Cutters

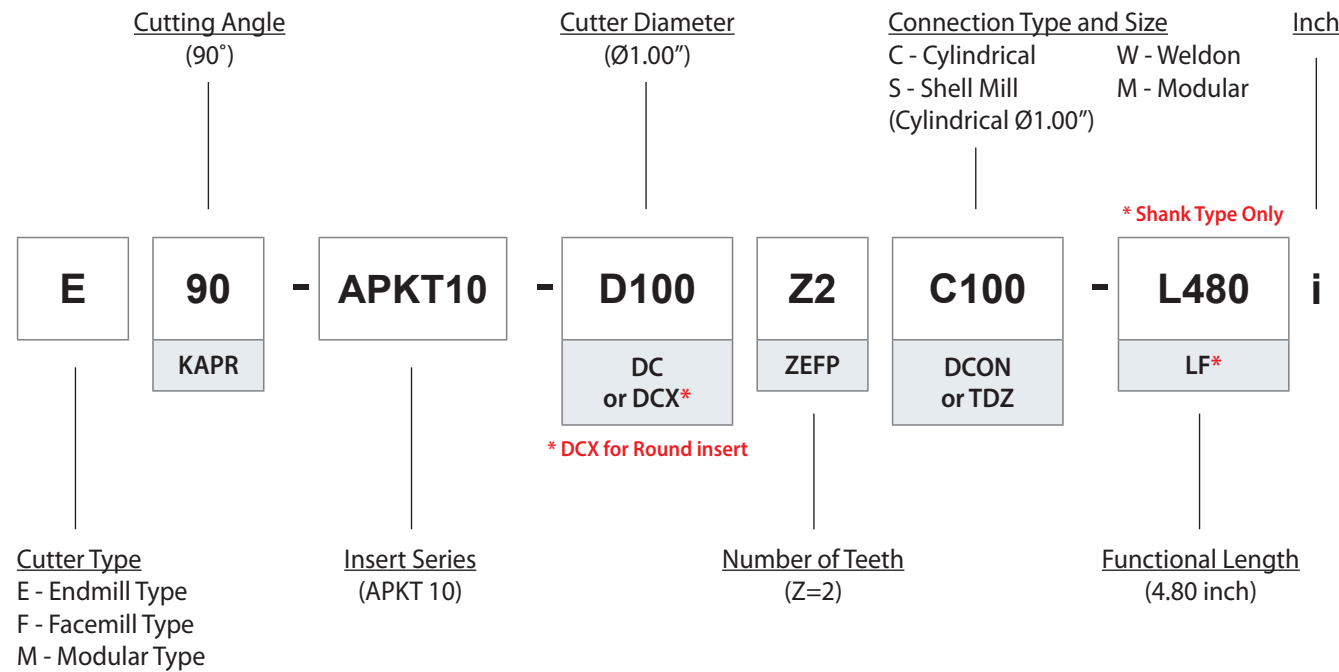


<C> Cylindrical

<W> Weldon

<S> Shell Mill

<M> Modular

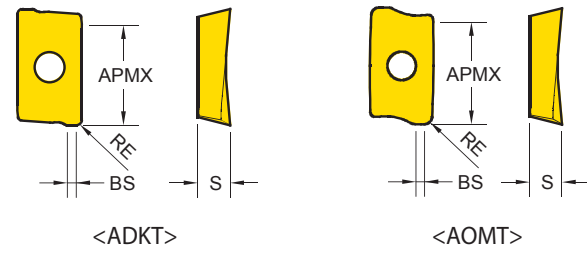


Milling Inserts Overview

Recommended Cutting Conditions : p.165

Code	Insert Type	Insert Series	Recommended Cutting Conditions	Page
A 2 Corner	Positive	ADKT	ADKT 1505	p. 104
		AOMT	AOMT 1236	p. 104
		APGT	APGT 1003, 1604	p. 105
		APKT	APKT 1003, 1604	p. 106
		APMT	APMT 1135, 1504, 1604	p. 107
E 4 Corner	Negative	ENMX	ENMX 0604 ENMX 0905	p. 108
L 4 Corner	NEW Negative	LNHU / LNKU	LNHU / LNKU 1306	p. 110
O Octagon	Positive	ODMT / ODMW	ODMT / ODMW 0605	p. 111
		OFER	OFER 0704	p. 112
		OFMT	OFMT 05T3	
O Octagon	Negative	ONHU / ONMU	ONHU / ONMU 0806	p. 113
P 10 Corner	Negative	PNMU	PNMU1206	p. 114
R Round	Positive Round	RDKT / RDKW	RDKT 0802, 10T3, 1204, 1604 RDKW 0501, 0702, 0802, 10T3, 1204, 1604	p. 115
		RDMT / RDMW	RDMT 0602, 0802, 0803, 10T3, 1204 RDMW 0802, 10T3, 1204	p. 116
		RPMT / RPMW	RPMT 08T2, 10T3, 1204 RPMW 1003, 1204	p. 117
S Square	High Feed	SDMT / SDMW	SDMT 1204, SDMW 1204	p. 118
	Positive	SDCN (45°) / SDKN	SDCN / SDKN 42, 53	p. 119
		SEGT	SEGT 12T3, 1204	p. 120
		SEKR (45°) / SEKN	SEKR, SEKN 42	p. 121
		SEKT	SEKT 12T3, 1204	p. 122
		SEMT	SEMT 1204, 13T3	p. 123
SPMT	SPMT 1204	p. 124		
Negative	SNMX	SNMX 1206	p. 125	
	ISO	SPCN(75°) / SPKN / SPKR	SPCN 42, 53 SPKN 42, 53 SPKR 42	p. 126
		SPUN	SPUN 423	p. 127
T Triangle	NEW Positive 3 Corner	TPKT	TPKT 1104, 1605	p. 128
	Positive 3 Corner	TPCN(90°) / TPKN / TPKR	TPCN 43 TPKN 32, 43 TPKR 32, 43	p. 129
	TPUN	TPUN 32	p. 130	
W Trigon	NEW Negative 6 Corner	WNEX	WNEX 0806	p. 131

ADKT / AOMT - Shoulder Milling Positive (2 Corner)



Series	LE	IC	S
ADKT 1505	.539	.382	.228
AOMT 1236	.413	.260	.142

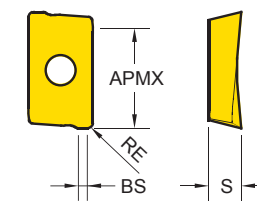
EDP 1200..
●: Stock item ○: Order made item

	H20	P15	P25	P30	P30	P30	P40	K10	K15
	P20			M30	S30	M30	M40		
				S30		S40			
YG012									
YG712									
YG713									
YG622									
YG612									
YG602									● 0220
YG613									● 0755
YG5020									● 0756
YG501									● 0757

ADKT	Designation	RE (in)	Fz (in/tooth)	BS (in)	YG012	YG712	YG713	YG622	YG612	YG602	YG613	YG5020	YG501
ADKT General	ADKT 150508 PDTR	.031	.002~.009	.074									
	ADKT 150516 PDTR	.063	.002~.009	.068									
	ADKT 150524 PDTR	.094	.002~.009	.047									
	ADKT 150532 PDTR	.126	.002~.009	.012									

AOMT	Designation	RE (in)	Fz (in/tooth)	BS (in)	YG012	YG712	YG713	YG622	YG612	YG602	YG613	YG5020	YG501
AOMT General	AOMT 123604 PDTR	.016	.002~.006	.042									
	AOMT 123608 PDTR	.031	.002~.006	.036									

APGT - Shoulder Milling Positive (2 Corner)



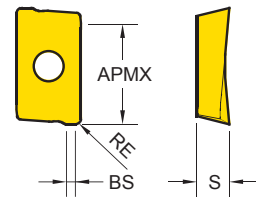
Series	LE	IC	S
AP*T 1003	.598	.370	.209
AP*T 1604	.575	.362	.189

EDP 1200..
●: Stock item ○: Order made item

	H20	P15	P25	P30	P30	P30	P40	K10	N15
	P20			K30	M30	S30	M30	M40	S40
					S30		S40		
YG012									
YG712									
YG713									
YG622									
YG612									
YG602									
YG613									
YG5020									
YG50									

APGT	Designation	RE (in)	Fz (in/tooth)	BS (in)	YG012	YG712	YG713	YG622	YG612	YG602	YG613	YG5020	YG50
NEW - AL Aluminium	APGT 100305 - AL	.02	.002~.010	.055									● 0730
	APGT 160408 - AL	.031	.002~.010	.067									● 0428
	APGT 160430 - AL	.118	.002~.010	.008									● 0798

APKT - Shoulder Milling Positive (2 Corner)



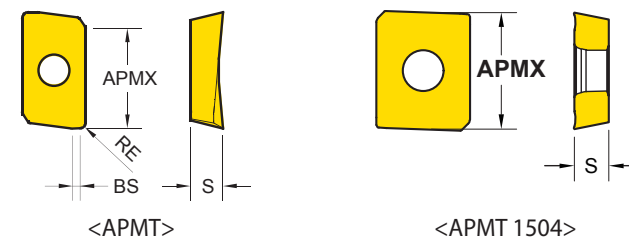
Series	LE	IC	S
APKT 1003	.390	.264	.142
APKT 1604	.598	.370	.209

EDP 1200..
●: Stock item ○: Order made item

H20	P15	P25	P30	P30	P30	P40	K10	K15
P20			K30	M30 S30	M30	M40 S40		

APKT	Designation	RE (in)	Fz (in/tooth)	BS (in)	EDP 1200..												
					YG012	YG712	YG713	YG622	YG612	YG602	YG613	YG5020	YG501				
General	APKT 100305 PDTR	.02	.002~.009	.034	●	○	○	○	○	●	●						
	APKT 100308 PDTR	.031	.002~.009	.035	●	○	○	○	○	●	●						
	APKT 100316 PDTR	.063	.002~.009	.041						●	●						
	APKT 160404 PDTR	.016	.002~.009	.044		○				●	●						
	APKT 160408 PDTR	.031	.002~.009	.052	●	○				●	●		●				
	APKT 160412 PDTR	.047	.002~.009	.044		○				●	●						
	APKT 160416 PDTR	.063	.002~.009	.044		○				●	●						
	APKT 160424 PDTR	.094	.002~.009	.047		○				●	●						
	APKT 160432 PDTR	.126	.002~.009	.016						●	●						
	-ST Stainless Steel Super Alloy	APKT 100305 - ST	.02	.002~.005	.034						●	●					
APKT 100312 - ST		.047	.002~.005	.052						●	●						
APKT 100316 - ST		.063	.002~.005	.041						●	●						
APKT 160408 - ST		.031	.002~.005	.052						●	●						
-TR Hardened Steel	APKT 160404 - TR	.016	.002~.016	.083			○			●	●						
	APKT 160408 - TR	.031	.002~.016	.052	●	○	○			●	●						
	APKT 160412 - TR	.047	.002~.016	.094			○			●	●						
	APKT 160416 - TR	.063	.002~.016	.094	●		○			●	●						
	APKT 160424 - TR	.094	.002~.016	.059	●		○			●	●						

APMT - Shoulder Milling Positive (2 Corner)



Series	LE	IC	S
APMT 1135	.374	.244	.138
APMT 1604	.575	.362	.187
APMT 1504	.551	.500	.187

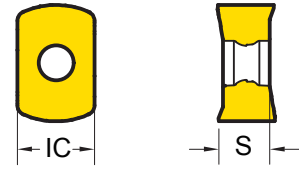
EDP 1200..
●: Stock item ○: Order made item

H20	P15	P25	P30	P30	P30	P40	K10	K15
P20			K30	M30 S30	M30	M40 S40		

APMT	Designation	RE (in)	Fz (in/tooth)	BS (in)	EDP 1200..												
					YG012	YG712	YG713	YG622	YG612	YG602	YG613	YG5020	YG501				
General	APMT 113504 PDTR	.016	.002~.009	.05	●	○	○			●	●						
	APMT 113508 PDTR	.031	.002~.009	.042		○				●	●						
	APMT 160408 PDTR	.031	.002~.009	.044	●	●	○			●	●						●
General	APMT 1504		.002~.009				○			●	●						

Milling - High Feed Milling - Inserts
ENMX - High Feed Negative (4 Corners)

Series	IC	S
ENMX 0604	.248	.166
ENMX 0905	.354	.213



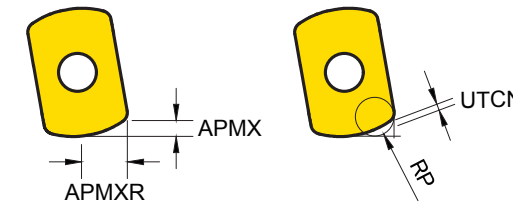
EDP 1200..
●: Stock item ○: Order made item

H20	P15	P25	P30	P30	P30	P40	K10	K15
P20			K30	M30 S30	M30	M40 S40		
YG012	YG712	YG713	YG622	YG612	YG602	YG613	YG5020	YG501
● 0734					● 0474	● 0606		
● 0736					● 0702	● 0703		
					● 0623	● 0625		
					● 0705	● 0706		
● 0733	○ 0504	○ 0636			● 0459			
● 0735					● 0600			

ENMX	Designation	RE (in)	Fz (in/tooth)	BS (in)
ENMX General	ENMX 0604		.012 ~ .079	
	ENMX 0905		.012 ~ .098	
- ST Stainless Steel	ENMX 0604 - ST		.004 ~ .031	
	ENMX 0905 - ST		.008 ~ .047	
- TR Hardened Steel	ENMX 0604 - TR		.012 ~ .098	
	ENMX 0905 - TR		.012 ~ .118	

Milling - High Feed Milling - Inserts
ENMX - High Feed Negative (4 Corners) Technical Information

ENMX 0604



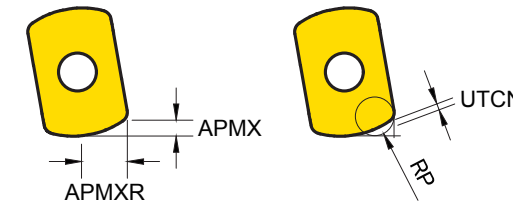
Unit: inch

RP Programmed Corner R	UTCN Uncut Thickness	Overcut
.079	.012	.000
.098	.007	.007
.118	.003	.014



DCX External Cutter Diameter	APMX Maximum Depth of Cut	APMXR Maximum Radial Depth of Cut	RMPX Maximum Ramping Angle(°)	RP Programmed Corner Radius	UTCN Uncut Thickness	Diameter Minimum Cutting Diameter	Diameter Maximum Cutting Diameter	Pitch Helical Interpolation Pitch	Ae Enlarge Width
.625	.035	.137	3.4°	R.079	.011	.817	1.171	.035	.487
.750	.039	.145	2.0°	R.079	.012	1.067	1.421	.039	.612
1.00	.039	.145	1.2°	R.079	.012	1.567	1.921	.039	.862
1.25	.039	.145	0.9°	R.079	.012	2.067	2.421	.039	1.112
1.50	.039	.145	0.7°	R.079	.012	2.567	2.921	.039	1.362
2.00	.039	.145	0.5°	R.079	.012	3.567	3.921	.039	1.862
3.00	.039	.145	0.3°	R.079	.012	5.567	5.922	.039	2.862

ENMX 0905



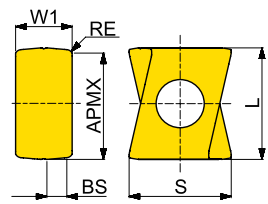
Unit: inch

RP Programmed Corner R	UTCN Uncut Thickness	Overcut
.098	.022	.000
.118	.015	.004
.137	.009	0.01
.157	.004	.016
.177	.000	.019



DCX External Cutter Diameter	APMX Maximum Depth of Cut	APMXR Maximum Radial Depth of Cut	RMPX Maximum Ramping Angle(°)	RP Programmed Corner Radius	UTCN Uncut Thickness	Diameter Minimum Cutting Diameter	Diameter Maximum Cutting Diameter	Pitch Helical Interpolation Pitch	Ae Enlarge Width
1.0	.059	.185	3.8°	R.098	.022	1.685	1.921	.059	.803
1.25	.059	.185	2.4°	R.098	.022	2.185	2.421	.059	1.053
1.5	.059	.185	1.7°	R.098	.022	2.685	2.921	.059	1.303
2.0	.059	.185	1.1°	R.098	.022	3.685	3.921	.059	1.803
2.5	.059	.185	0.8°	R.098	.022	4.685	4.921	.059	2.303
3.0	.059	.185	0.7°	R.098	.022	5.685	5.921	.059	2.803
4.0	.059	.185	0.4°	R.098	.022	7.685	7.921	.059	3.803
6.0	.059	.185	0.3°	R.098	.022	11.685	11.921	.059	5.803

LNHU, LNKU - Tangential Milling Negative (4 Corners)



Series	W1	L
LN*U 1306	6.7	13.2

EDP 1200..

●: Stock item ○: Order made item

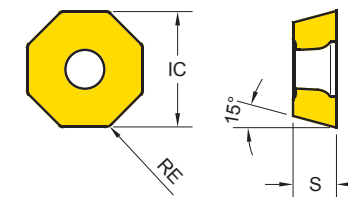
H20	P15	P25	P30	P30	P30	P40	K10	K15
P20			M30	M30	M30	M40		
			S30	S30	S30	S40		
YG012	YG712	YG713	YG622	YG612	YG602	YG613	YG5020	YG501
			●	○	●	●	●	
			0723	0640	0724	0725		
			●	○	●	●		
			0740	0739	0741	0742		
			●	○	●	●		
			0764	0763	0765	0766		

LNHU
LNKU



Designation	RE (in)	Fz (in/tooth)	BS (in)
LNHU130608R	.315	.002~.012	.823
LNKU130608R	.315	.002~.012	.823
LNKU130612R	.472	.002~.012	.681

ODMT, ODMW - Face Milling Positive (8 Corners)



Series	IC	S
ODM* 0605	.626	.220

EDP 1200..

●: Stock item ○: Order made item

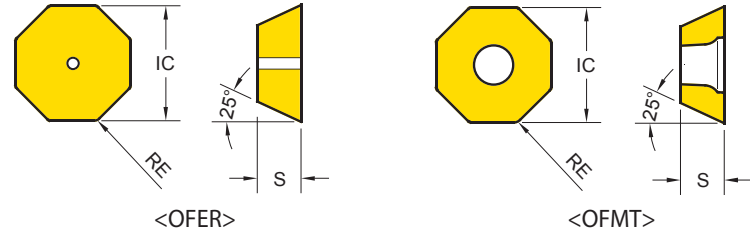
H20	P15	P25	P30	P30	P30	P40	K10	K15
P20			M30	M30	M30	M40		
			S30	S30	S30	S40		
YG012	YG712	YG713	YG622	YG612	YG602	YG613	YG5020	YG501
		○			●	●		
		0659			0030	0675		
					●			
					0031			

ODMT
ODMW



Designation	RE (in)	Fz (in/tooth)	BS (in)
ODMT 060508	.031	.002~.012	
ODMW 060508	.031	.002~.012	

OFER, OFMT - Face Milling Positive (8 Corners)



Series	IC	S
OFER 0704	.711	.188
OFMT 05T3	.501	.160

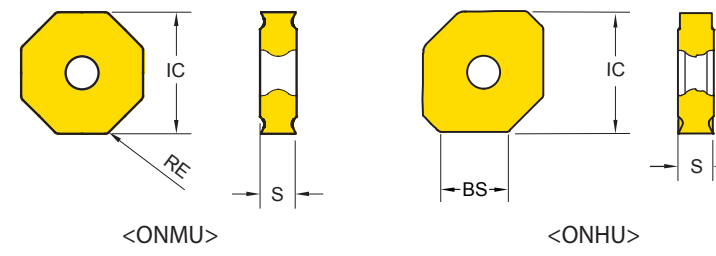
EDP 1200..
●: Stock item ○: Order made item

H20	P15	P25	P30	P30	P30	P40		
P20			K30	M30 S30	M30	M40 S40	K10	K15

OFER	Designation	RE (in)	Fz (in/tooth)	BS (in)	YG012	YG712	YG713	YG622	YG612	YG602	YG613	YG5020	YG501
<p>OFER General</p>	OFER 070405	.02	.002~.012							● 0209			

OFMT	Designation	RE (in)	Fz (in/tooth)	BS (in)	YG012	YG712	YG713	YG622	YG612	YG602	YG613	YG5020	YG501
<p>OFMT General</p>	OFMT 05T308	.031	.002~.008							● 0032			

ONHU / ONMU - Face Milling Negative (16 Corners)



Series	IC	S
ON*U 0806	.795	.228

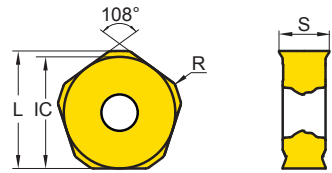
EDP 1200..
●: Stock item ○: Order made item

H20	P15	P25	P30	P30	P30	P40		
P20			K30	M30 S30	M30	M40 S40	K10	K15

ONMU ONHU	Designation	RE (in)	Fz (in/tooth)	BS (in)	YG012	YG712	YG713	YG622	YG612	YG602	YG613	YG5020	YG501
<p>ONHU Wiper Insert</p>	ONHU 080612	.047	.003~.010	.417								● 0482	● 0496
	ONMU 080608	.031	.002~.014			● 0609	○ 0657			● 0233	● 0670	● 0414	
<p>ONMU General</p>	ONMU 080612	.047	.002~.014								● 0615	● 0542	
	ONMU 080620	.079	.002~.014									● 0707	

* Wiper Insert can use 4 corners for right handed cutter and 4 corners for left handed cutter

Milling - Face Milling - Inserts
PNMU - Face Milling Negative (10 Corners)



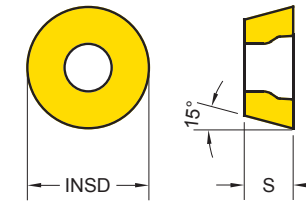
Series	KRINS	IC	S
PNMU 1206	36°	.551	.230

EDP 1200..
●: Stock item ○: Order made item

H20	P15	P25	P30	P30	P30	P40	K10	K15
P20			K30	M30 S30	M30	M40 S40		

PNMU	Designation	RE (in)	Fz (in/tooth)	BS (in)	EDP 1200..									
					YG012	YG712	YG713	YG622	YG612	YG602	YG613	YG5020	YG501G	
General	PNMU 1206ZNN	.031	.002~.020	.083	●	●	○		●	●	●	●	●	●
					0753	0596	0645		0826	0535	0671	0534	0538	
- ST	PNMU 1206 - ST	.031	.002~.020	.083					●	●				
Stainless Steel Super Alloy									0761	0760				

Milling - Profiling - Inserts
RDKT / W - Profiling Positive (Round)



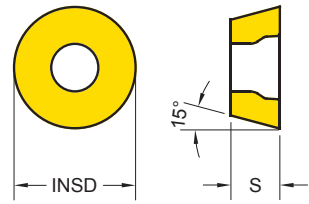
Series	INSD	S	Series	INSD	S
RDK* 0501	.197	.055	RDK* 10T3	.394	.157
RDK* 0702	.276	.094	RDK* 1204	.472	.189
RDK* 0802	.315	.094	RDK* 1604	.630	.187

EDP 1200..
●: Stock item ○: Order made item

H20	P15	P25	P30	P30	P30	P40	K10	K15
P20			K30	M30 S30	M30	M40 S40		

RDKT RDKW	Designation	Fz (in/tooth)	EDP 1200..									
			YG012	YG712	YG713	YG622	YG612	YG602	YG613	YG5020	YG501	
General	RDKT 0802M0	.002 ~ .010								●		
	RDKT 10T3M0	.002 ~ .012			○					●		
	RDKT 1204M0	.002 ~ .020			○					●	●	
	RDKT 1604M0	.002 ~ .020			○					●	●	
- ST Stainless Steel Super Alloy	RDKT 0802M0 - ST	.002 ~ .006								●		
	RDKT 10T3M0 - ST	.002 ~ .008								●	●	
	RDKT 1204M0 - ST	.002 ~ .012								●	●	
- TR Hardened Steel	RDKT 0802M0 - TR	.002 ~ .014	●			○				●		
	RDKT 10T3M0 - TR	.002 ~ .016	●			○				●		
	RDKT 1204M0 - TR	.002 ~ .024	●		○	○				●		
RDKW Hard Materials	RDKW 0501M0	.002 ~ .008				○				●		
	RDKW 0702M0	.002 ~ .010			○	○				●		
	RDKW 0802M0	.002 ~ .012				○				●		
	RDKW 10T3M0	.002 ~ .016				○				●		
	RDKW 1204M0	.002 ~ .024			○	○				●		
	RDKW 1604M0	.002 ~ .024	●		○	○				●		

RDMT / W - Profiling Positive (Round)



Series	INSD	S	Series	INSD	S
RDM* 0602	.236	.094	RDM* 10T3	.394	.156
RDM* 0802	.315	.094	RD9M* 1204	.472	.187
RDM* 0803	.315	.125			

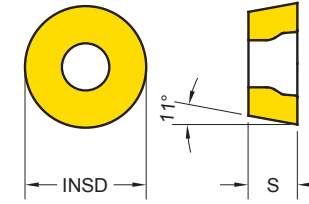
EDP 1200..

●: Stock item ○: Order made item

H20	P15	P25	P30	P30	P30	P40	K10	K15
P20			M30	M30	M30	M40		
			S30	S30	S30	S40		

	RDMT RDMW	Designation	Fz (in/tooth)	EDP 1200..													
				YG012	YG712	YG713	YG622	YG612	YG602	YG613	YG5020	YG501					
RDMT General		RDMT 0602M0	.002~.008							●							
		RDMT 0802M0	.002~.010							●							
		RDMT 0803M0	.002~.010							●							
		RDMT 10T3M0	.002~.012							●							
		RDMT 1204M0	.002~.020							●							
RDMW Hard Materials		RDMW 0802M0	.002~.012							●							
		RDMW 10T3M0	.002~.016							●							
		RDMW 1204M0	.002~.024							●							

RPMT / W - Profiling Positive (Round)



Series	INSD	S	Series	INSD	S
RPM* 08T2	.315	.109	RPM* 1003	.394	.125
RPM* 10T3	.394	.156	RPM* 1204	.472	.187

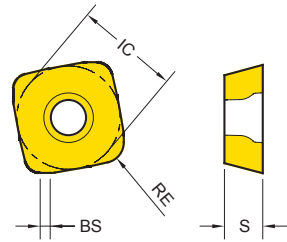
EDP 1200..

●: Stock item ○: Order made item

H20	P15	P25	P30	P30	P30	P40	K10	K15
P20			M30	M30	M30	M40		
			S30	S30	S30	S40		

	RPMT RPMW	Designation	Fz (in/tooth)	EDP 1200..													
				YG012	YG712	YG713	YG622	YG612	YG602	YG613	YG5020	YG501					
RPMT General		RPMT 08T2M0	.002~.010			○				●	●						
		RPMT 10T3M0	.002~.012			○				●	●						
		RPMT 1204M0	.002~.020			○				●	●						
- ST Stainless Steel Super Alloy		RPMT 1204M0 - ST	.002~.012			○				●	●						
RPMW Hard Materials		RPMW 1003M0	.002~.016			○	○			●							
		RPMW 1204M0	.002~.024			○				●							

Milling - High Feed Milling - Inserts
SDMT / W - High Feed Positive (4 Corners)



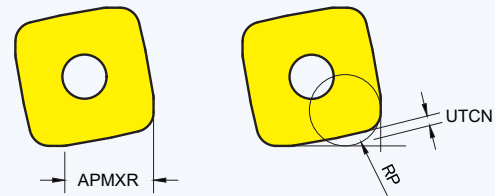
Series	IC	S
SDM* 1204	.500	.185

EDP 1200..
●: Stock item ○: Order made item

H20	P15	P25	P30	P30	P30	P40	K10	K15
P20			M30	M30	M30	M40		
			S30	S30	S30	S40		

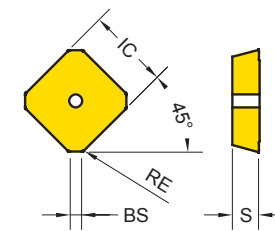
SDMT SDMW	Designation	RE (in)	Fz (in/tooth)	BS (in)	Material													
					YG012	YG712	YG713	YG622	YG612	YG602	YG613	YG5020	YG501					
- ST Stainless Steel Super Alloy	SDMT 120420 - ST	.075	.024 ~ .047	.057						●	●							
SDMW Hard Materials	SDMW 120420	.075	.024 ~ .055	.055	●	○	○			●	●							
					0737	0634	0341			0273	0691							

Technical Information



APMXR Radial AP Max	RP Programmed Corner R	UTCN Uncut Thickness
.339	.138	.94

Milling - Face Milling - Inserts
SDCN, SDKN - Face Milling Positive (4 Corners ISO)



Series	AS	IC	S
SD** 42	15°	.500	.125
SD** 53	15°	.625	.187

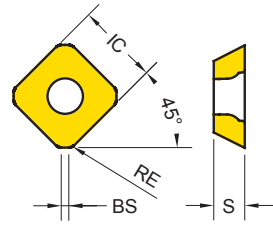
EDP 1200..
●: Stock item ○: Order made item

H20	P15	P25	P30	P30	P30	P40	K10	K15
P20			M30	M30	M30	M40		
			S30	S30	S30	S40		

SDCN SDKN	Designation	RE (in)	Fz (in/tooth)	BS (in)	Material													
					YG012	YG712	YG713	YG622	YG612	YG602	YG613	YG5020	YG501					
SDCN Ground insert	SDCN 42 AESN - M	.039	.002 ~ .008	.08		●												
	SDCN 53 AESN - M	.039	.002 ~ .008	.086		●												
	SDCN 53 AESN - MR	.039	.002 ~ .008	.086		●												
SDKN Hard Materials	SDKN 42 AETN	.02	.002 ~ .012	.073							●							
	SDKN 42 AETN - PW	.016	.002 ~ .012	.078							●							
	SDKN 42 AETN - GW	.051	.002 ~ .012	.073							●							
	SDKN 42 AESN - GW	.051	.002 ~ .012	.073		●												
	SDKN 53 AETN	.018	.002 ~ .012	.079							●							
	SDKN 53 AETN - PW	.016	.002 ~ .012	.077							●							
	SDKN 53 AETN - GW	.051	.002 ~ .012	.081		●												

- PW : for Improved Surface Roughness
- GW : Ground Wiper
- M : for Mold & Die
- MR : for Mold & Die Roughing

SEGT - Face Milling Positive (4 Corners)



Series	IC	S
SEGT 1204	.500	.193
SEGT 12T3	.528	.159

EDP 1200..

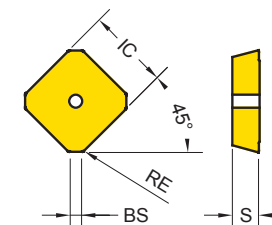
●: Stock item ○: Order made item

H20	P15	P25	P30	P30	P30	P40	K10	N15
P20			K30	M30 S30	M30	M40 S40		

SEGT 1204	Designation	RE (in)	Fz (in/tooth)	BS (in)	YG012	YG712	YG713	YG622	YG612	YG602	YG613	YG5020	YG50
- AL Aluminium	SEGT 1204 - AL	.047	.002~.012	.079									● 0467

SEGT 12T3	Designation	RE (in)	Fz (in/tooth)	BS (in)	YG012	YG712	YG713	YG622	YG612	YG602	YG613	YG5020	YG50
- AL Aluminium	SEGT 12T3 - AL	.047	.002~.012	.076									● 0468

SEKR / N - Face Milling Positive (4 Corners ISO)



Series	AS	IC	S
SEK* 42	20°	.500	.126

EDP 1200..

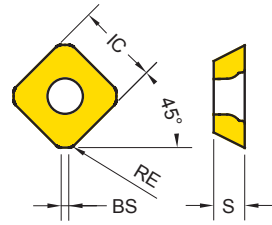
●: Stock item ○: Order made item

H20	P15	P25	P30	P30	P30	P40	K10	K15
P20			K30	M30 S30	M30	M40 S40		

SEKR SEKN	Designation	RE (in)	Fz (in/tooth)	BS (in)	YG012	YG712	YG713	YG622	YG612	YG602	YG613	YG5020	YG501
SEKR General	SEKR 42 AFTN	.016	.002~.009	.055						● 0051			
	SEKR 42 AFTN - PW	.016	.002~.009	.079						● 0296			
SEKN Hard Materials	SEKN 42 AFTN	.016	.002~.012	.055						● 0054			
	SEKN 42 AFTN - GW	.016	.002~.013	.079	● 0774					● 0304			
	SEKN 42 AFTN - PW	.016	.002~.013	.079						● 0297			

- PW : for Improved Surface Roughness
- GW : Ground Wiper

SEKT - Face Milling Positive (4 Corners)



Series	IC	S
SEKT 1204	.500	.193
SEKT 12T3	.528	.157

EDP 1200..

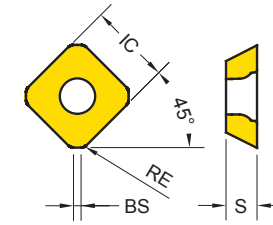
●: Stock item ○: Order made item

H20	P15	P25	P30	P30	P30	P40	K10	K15
P20			K30	M30 S30	M30	M40 S40		

SEKT 1204		Designation	RE (in)	Fz (in/tooth)	BS (in)	YG012	YG712	YG713	YG622	YG612	YG602	YG613	YG5020	YG501
SEKT 1204 General		SEKT 1204 AFTN	.043	.008~.014	.046				○ 0416		● 0055			
		SEKT 1204 - ST	.043	.003~.012	.079						● 0257	● 0722		

SEKT 12T3		Designation	RE (in)	Fz (in/tooth)	BS (in)	YG012	YG712	YG713	YG622	YG612	YG602	YG613	YG5020	YG501
SEKT 12T3 General		SEKT 12T3 AGTN	.059	.002~.009	.051						● 0056			
		SEKT 12T3 - ST	.059	.002~.005	.079						● 0271	● 0689		

SEMT - Face Milling Positive (4 Corners)



Series	IC	S
SEMT 1204	.509	.201
SEMT 13T3	.528	.157

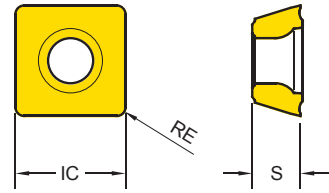
EDP 1200..

●: Stock item ○: Order made item

H20	P15	P25	P30	P30	P30	P40	K10	K15
P20			K30	M30 S30	M30	M40 S40		

SEMT		Designation	RE (in)	Fz (in/tooth)	BS (in)	YG012	YG712	YG713	YG622	YG612	YG602	YG613	YG5020	YG501
SEMT 1204 General		SEMT 1204 AFTN	.047	.002~.009	.049						● 0052			
		SEMT 13T3 AGSN	.059	.002~.009	.052						● 0203			

SPMT - Universal Positive (4 Corners)



Series	AS	IC	S
SPMT 1204	11°	.500	.189

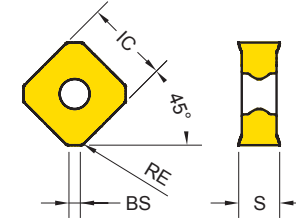
EDP 1200..

●: Stock item ○: Order made item

H20	P15	P25	P30	P30	P30	P40		
P20			K30	M30 S30	M30	M40 S40	K10	K15

SPMT	Designation	RE (in)	Fz (in/tooth)	BS (in)	YG012	YG712	YG713	YG622	YG612	YG602	YG613	YG5020	YG501
SPMT General	SPMT 120408	.031	.002 ~ .009							● 0223			

SNMX - Face Milling Negative (8 Corners)



Series	IC	S
SNMX 1206	.500	.246

EDP 1200..

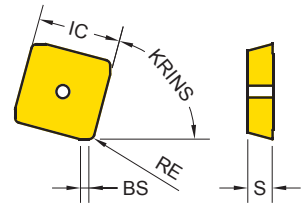
●: Stock item ○: Order made item

H20	P15	P25	P30	P30	P30	P40		
P20			K30	M30 S30	M30	M40 S40	K10	K15

SNMX	Designation	RE (in)	Fz (in/tooth)	BS (in)	YG012	YG712	YG713	YG622	YG612	YG602	YG613	YG5020	YG501
SNMX General	SNMX 1206 ANN	.031	.002 ~ .009	.067	● 0754		○ 0658			● 0231	● 0674	● 0460	
	SNMX 1206 QNN	.031	.002 ~ .009	.078		● 0732						● 0731	● 0686

Milling - Face Milling - inserts
SPCN, SPKN / R - Face Milling Positive (4 Corners ISO)

Series	KRINS	AS	IC	S
SP** 42	75°	11°	.500	.126
SP** 53	75°	11°	.625	.189



EDP 1200..
●: Stock item ○: Order made item

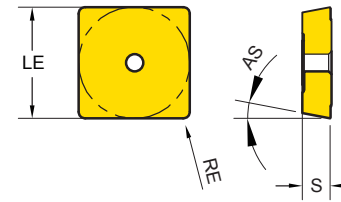
H20	P15	P25	P30	P30	P30	P40	K10	K15
P20			K30	M30 S30	M30	M40 S40		

SPCN SPKN SPKR	Designation	RE (in)	Fz (in/tooth)	BS (in)	YG012	YG712	YG713	YG622	YG612	YG602	YG613	YG5020	YG501
SPCN Ground Insert	SPCN 42 EDSR - M	.031	.004 ~ .008	.072	●	○							
	SPCN 42 EDSR - MR	.031	.004 ~ .008	.07	○	●							
	SPCN 53 EDSR - M	.031	.004 ~ .008	.076	○	●							
	SPCN 53 EDSR - MR	.031	.004 ~ .008	.073	○	●							
SPKN Hard Materials	SPKN 42 EDTR	.031	.002 ~ .012	.055						●			
	SPKN 42 EDTR - GW	.024	.002 ~ .015	.059						●			
	SPKN 42 EDTR - PW	.031	.002 ~ .015	.059						●			
	SPKN 53 EDTR	.031	.002 ~ .009	.051						●			
	SPKN 53 EDTR - GW	.031	.002 ~ .015	.087						●			
	SPKN 53 EDTR - PW	.031	.002 ~ .015	.084						●			
SPKR General	SPKR 42 EDTR	.031	.002 ~ .009	.055						●			
	SPKR 42 EDTR - PW	.031	.002 ~ .004	.061						●			

- PW : for Improved Surface Roughness
- GW : Ground Wiper
- M : for Mold & Die
- MR : for Mold & Die Roughing

Milling - Face Milling - Inserts
SPUN - Universal Positive (4 Corners ISO)

Series	AS	IC	S
SPUN 42	11°	.500	.126

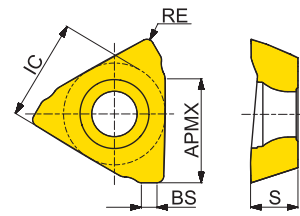


EDP 1200..
●: Stock item ○: Order made item

H20	P15	P25	P30	P30	P40	K10	K15
P20			K30	M30 S30	M40 S40		

SPUN	Designation	RE (in)	Fz (in/tooth)	BS (in)	YG012	YG712	YG713	YG622	YG612	YG602	YG613	YG5020	YG501
SPUN General	SPUN 422	.031	.002 ~ .011							●			

Milling - Shoulder Milling - Inserts
TPKT - Shoulder Milling Positive (3 Corner ISO)



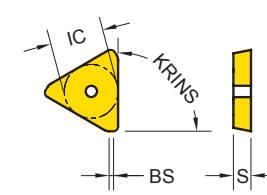
Series	KRINS	IC	S
TP** 1104	90	.297	.168
TP** 1605	90	.459	.212

EDP 1200..
●: Stock item ○: Order made item

H20	P15	P25	P30	P30	P30	P40	K10	K15
P20			K30	M30 S30	M30	M40 S40		

TPKT	Designation	RE (in)	Fz (in/tooth)	BS (in)	EDP 1200..									
					YG012	YG712	YG713	YG622	YG612	YG602	YG613	YG5020	YG501	
NEW TPKT General	TPKT 110404R - GN	.016	.002 ~ .009	.063	●	●			●			●		
	TPKT 110408R - GN	.031	.002 ~ .009	.045	●	●			●			●		
	TPKT 110416R - GN	.063	.002 ~ .009	.024	●	●			●			●		
	TPKT 160508R - GN	.031	.002 ~ .011	.07	●	●			●			●		
	TPKT 160516R - GN	.063	.002 ~ .011	.047	●	●			●			●		
	TPKT 160524R - GN	.094	.002 ~ .011	.028	●	●			●			●		
NEW -ST Stainless Steel Super Alloy	TPKT 110404R - ST	.016	.002 ~ .006	.063					●		●			
	TPKT 110408R - ST	.031	.002 ~ .006	.045					●		●			
	TPKT 160508R - ST	.031	.002 ~ .006	.07					●		●			

Milling - Shoulder Milling - Inserts
TPCN / TPKN / TKR - Shoulder Milling Positive (3 Corner ISO)



Series	KRINS	IC	S
TP** 32	90°	.375	.125
TP** 43	90°	.500	.187

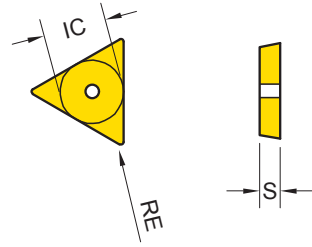
EDP 1200..
●: Stock item ○: Order made item

H20	P15	P25	P30	P30	P30	P40	K10	K15
P20			K30	M30 S30	M30	M40 S40		

TPCN TPKN TPKR	Designation	RE (in)	Fz (in/tooth)	BS (in)	EDP 1200..									
					YG012	YG712	YG713	YG622	YG612	YG602	YG613	YG5020	YG501	
TPCN Ground insert	TPCN 43 PDSR - M		.002 ~ .008	.069		●								
	TPCN 43 PDSR - MR		.002 ~ .008	.069		●								
TPKN Hard Materials	TPKN 32 PDTR		.002 ~ .008	.047							●			
	TPKN 32 PDTR - GW		.002 ~ .006	.063							●			
	TPKN 32 PDTR - PW		.002 ~ .012	.047							●			
	TPKN 43 PDTR		.002 ~ .009	.067							●			
	TPKN 43 PDTR - GW		.002 ~ .018	.098							●			
	TPKN 43 PDTR - PW		.002 ~ .011	.067							●			
TPKR General	TPKR 32 PDTR		.006 ~ .011	.047							●	●		
	TPKR 32 PDTR - PW		.004 ~ .008	.047							●			
	TPKR 43 PDTR		.007 ~ .014	.067							●	●		
	TPKR 43 PDTR - PW		.007 ~ .014	.067							●			

- PW : for Improved Surface Roughness
- GW : Ground Wiper
- M : for Mold & Die
- MR : for Mold & Die Roughing

Milling - Shoulder Milling - Inserts
TPUN - Universal Positive (3 Corners ISO)



Series	IC	S
TPUN 32	.375	.125

EDP 1200..
●: Stock item ○: Order made item

H20	P15	P25	P30	P30	P30	P40	K10	K15
P20			M30	M30	M30	M40		
			S30	S30	S30	S40		
YG012	YG712	YG713	YG622	YG612	YG602	YG613	YG5020	YG501
				● 0064				

TPUN

Designation


RE (in)

Fz (in/tooth)

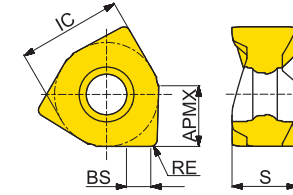
BS (in)

TPUN 322 .031 .003 ~ .006

TPUN
General



Milling - Shoulder Milling - Inserts
WNEX - Shoulder Milling Negative (6 Corners)



Series	IC	S
WNE* 0806	.508	.246

EDP 1200..
●: Stock item ○: Order made item

H20	P15	P25	P30	P30	P30	P40	K10	K15
P20			M30	M30	M30	M40		
			S30	S30	S30	S40		
YG012	YG712	YG713	YG622	YG612	YG602	YG613	YG5020	YG501
● 0856	● 0857			● 0855			● 0858	
● 0859	● 0792			● 0854		● 0793	● 0794	● 0795
● 0877	● 0878			● 0885			● 0879	
● 0861	● 0862			● 0860			● 0863	
● 0882	● 0883			● 0886			● 0884	
				● 0864			● 0865	
				● 0866			● 0867	
				● 0875			● 0876	
				● 0868			● 0869	
				● 0880			● 0881	

WNEX

Designation

RE (in)

Fz (in/tooth)

BS (in)

WNEX 080604R .016 .002 ~ .010 .126

WNEX 080608R .031 .002 ~ .010 .11

WNEX 080612R .047 .002 ~ .010 .094

WNEX 080616R .063 .002 ~ .010 .079

WNEX 080620R .079 .002 ~ .010 .063

WNEX 080604R - ST .016 .002 ~ .007 .142


WNEX 080608R - ST .031 .002 ~ .007 .13

WNEX 080612R - ST .047 .002 ~ .007 .11


WNEX 080616R - ST .063 .002 ~ .007 .094

WNEX 080620R - ST .079 .002 ~ .007 .075

NEW
WNEX
General




NEW
- ST
Stainless Steel
Super Alloy



Milling Cutter Overview


Face Milling



	Positive Octagonal	Positive Square
Cutter	ODMT/ODMW 0605	SEKT 1204 SEGT 1204
APMX	.157	.236 .236
DC	Ø2.5~5.0	Ø1.5~6.0 Ø1.5~6.0
page	p. 138	p. 142

	Negative 10 Corner
Cutter	PNMU 1206
APMX	.157
DC	Ø2.0 ~ 6.0
page	p. 139

Shoulder Milling




	2 Corner Positive	4 Corner Positive
Cutter	APKT 1003 APKT 1604	LNHU/LNKU 1306 NEW
APMX	.35 .63	.433
DC	Ø.625~2.0 Ø1.0~4.0	Ø 2.0~10.0
page	p. 134	p. 137

	3 Corner Positive	6 Corner Negative
Cutter	TPKT 1104 NEW TPKT 1605 NEW	WNEX0806 NEW
APMX	.276 .433	.276
DC	Ø 1.25~5.0 Ø 1.25~6.0	Ø 1.25~5.0
page	p. 143 p. 144	p. 145


Milling Overview

Profiling



	Round Positive
Cutter	0802 RDKT / RDKW 10T3 1204
APMX	.157 .196 .236
DCX	Ø.75~1.0 Ø1.0~2.0 Ø1.0~2.5
page	p. 140

High Feed Milling



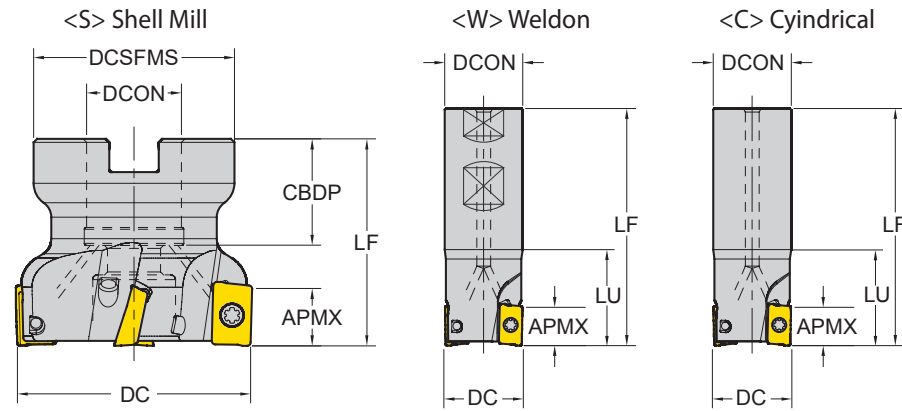
	Negative 4 Corner	Positive 4 Corner
Cutter	ENMX 0604 ENMX 0905	SDMT/SDMW 1204
APMX	.035 .04 .059	.059
DCX	Ø.625 Ø.625~1.5 Ø1.0~6.0	Ø1.25~6.0
page	p. 135 - 136	p. 141

Mounting Bolt

DCON	Description	EDP
Ø0.5" (Ø12.7)	YHBU250-L25.4	18000244
Ø0.75" (Ø19.05)	YHBU375-L25.4	18000245
Ø0.75" (Ø19.05) HF	YHBU375-L31.75	18000246
Ø1.0" (Ø25.4)	YHBU500-L38.1	18000247
Ø1.25" (Ø31.75)	YMBU625-L52	18000248
Ø1.5" (Ø38.1)	YMBU750-L60	18000249
Ø2.0" (Ø50.8)	YMBU1000-L70	18000250

Milling - Shoulder Milling - Cutter
Cutters for APKT

Entry Angle : 90°
2 Corner Positive



ZEFP : Effective Number of Cutting Edges
CICT : Number of Inserts
CDBP : Connection Bore Depth

Unit: inch

Series	APMX	Designation	EDP 1700..	DC	CICT	LU	LF	TYPE	DCON	CDBP	DCSFMS	PCD1	PCD2	Drop
APKT 1003	.35	E90 - APKT10 - D100Z4C075 - L350I	0149	1.000	4	1.250	3.500	Cylindrical	.750	-	-	-	-	●
		E90 - APKT10 - D0625Z2W0625 - L325I	0144	.625	2	1.340	3.250	Weldon	.625	-	-	-	-	●
		E90 - APKT10 - D075Z3W075 - L320I	0146	.750	3	1.170	3.200		.750	-	-	-	-	●
		E90 - APKT10 - D100Z4W100 - L350I	0148	1.000	4	-	3.500	.100	-	-	-	-	●	
		F90 - APKT10 - D150Z4S075I	0150	1.500	4	-	1.575	Shellmill	.750	.750	1.340	-	-	●
		F90 - APKT10 - D200Z7S075I	0151	2.000	7	-	1.750		.750	.750	1.750	-	-	●
APKT 1604	.63	E90 - APKT16 - D100Z2C0875 - L378I	0089	1.000	2	1.220	3.780	Cylindrical	.875	-	-	-	-	●
		E90 - APKT16 - D125Z3C100 - L428I	0090	1.250	3	1.500	4.280		.100	-	-	-	-	●
		E90 - APKT16 - D100Z2W100 - L400I	0158	1.000	2	1.720	4.000	Weldon	.100	-	-	-	-	●
		E90 - APKT16 - D100Z2W100 - L1000I	0208	1.000	2	1.500	10.000		.100	-	-	-	-	●
		E90 - APKT16 - D125Z3W100 - L400I	0159	1.250	3	1.720	4.000	Shellmill	.100	-	-	-	-	●
		E90 - APKT16 - D125Z3W125 - L1000I	0205	1.250	3	1.500	10.000		1.250	-	-	-	-	●
		E90 - APKT16 - D125Z4W125 - L1000I	0206	1.250	4	1.500	10.000	1.250	-	-	-	-	●	
		F90 - APKT16 - D200Z5S075I	0160	2.000	5	-	1.750	Shellmill	.750	.750	1.750	-	-	●
		F90 - APKT16 - D250Z6S075I	0161	2.500	6	-	1.750		.750	.750	1.750	-	-	●
		F90 - APKT16 - D300Z7S100I	0162	3.000	7	-	2.000		1.000	.945	2.190	-	-	●
		F90 - APKT16 - D400Z8S150I	0207	4.000	8	-	2.500		1.500	1.570	3.500	-	-	●

* Clamping Torque (Nm) 1.2Nm

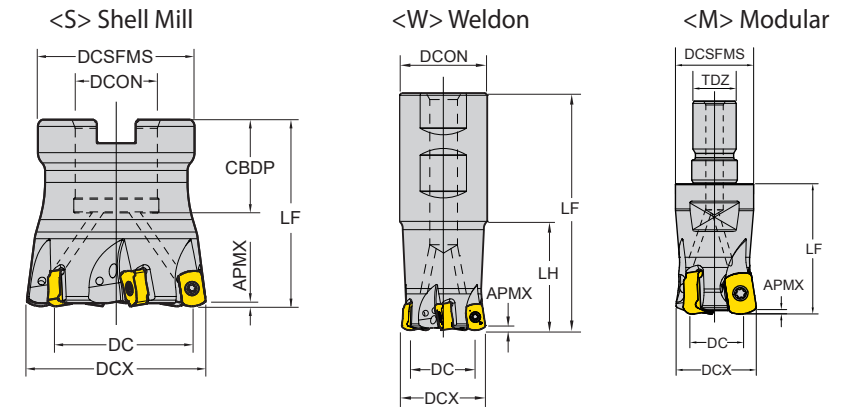
APKT10	Screw (Cutter D16~D20)	Screw (Cutter D20~)	Wrench
Description	TP072505	TP072506	TPWFTP07
EDP	18000016	18000013	18000001

* Clamping Torque (Nm) 3.0Nm

APKT16	Screw	Wrench
Description	TP154008	TPWFTP15
EDP	18000006	18000003

Milling - High Feed Milling - Cutter
Cutters for ENMX

Entry Angle : 10°
4 Corner Negative



ZEFP : Effective Number of Cutting Edges
CDBP : Connection Bore Depth

Unit: inch

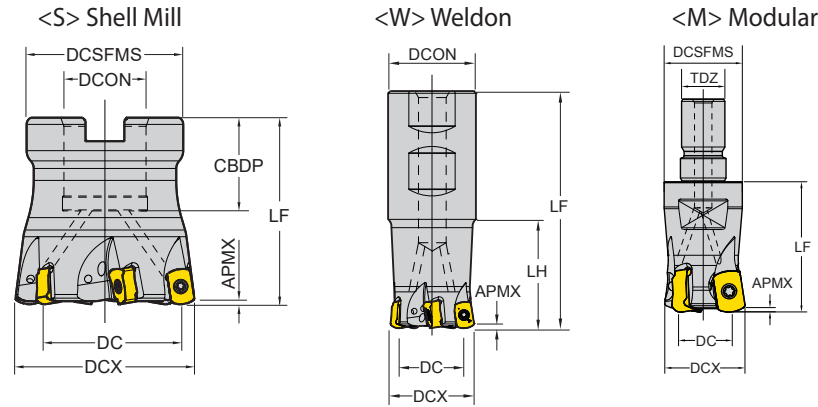
Series	APMX	Designation	EDP 1700..	DC	DCX	CICT	LF	TYPE	DCON	LH	CDBP	DCSFMS	Drop	
ENMX 0604	.035	EHF - ENMX06 - D0625Z2W0625 - L500I	0759	.349	.625	2	5.000	Weldon	.625	1.250	-	-	●	
		EHF - ENMX06 - D075Z3W075 - L500I	0669	.459	.750	3	5.000		.750	2.000	-	-	●	
		EHF - ENMX06 - D100Z4W100 - L550I	0670	.709	1.000	4	5.500		1.000	2.500	-	-	●	
		EHF - ENMX06 - D125Z5W125 - L600I	0671	.959	1.250	5	6.000		1.250	3.000	-	-	●	
		FHF - ENMX06 - D150Z6S050I	0672	1.209	1.500	6	1.575		.500	-	.750	1.340	●	
	.04	FHF - ENMX06 - D200Z6S075I	0673	1.709	2.000	6	1.969	Shellmill	.750	-	.750	1.570	●	
		FHF - ENMX06 - D300Z10S100I	0760	2.709	3.000	10	2.480		1.000	-	1.049	2.835	●	
		MHF - ENMX06 - D0625Z2M08I	0761	.349	.625	2	1.000		Modular	M08	1.000	-	.512	●
		MHF - ENMX06 - D0705Z2M08I	0762	.429	.705	2	1.000			M08	1.000	-	.512	●
		MHF - ENMX06 - D075Z3M10I	0763	.459	.750	3	1.250			M10	1.250	-	.709	●
MHF - ENMX06 - D083Z3M10I	0764	.539	.830	3	1.250	M10	1.250	-		.709	●			
MHF - ENMX06 - D100Z4M12I	0765	.709	1.000	4	1.500	M12	1.500	-		.827	●			
MHF - ENMX06 - D1125Z4M12I	0766	.834	1.125	4	1.500	M12	1.500	-	.827	●				
MHF - ENMX06 - D125Z5M16I	0767	.959	1.250	5	1.750	M16	1.750	-	1.142	●				
MHF - ENMX06 - D1375Z5M16I	0768	1.084	1.375	5	1.750	M16	1.750	-	1.142	●				
MHF - ENMX06 - D150Z6M16I	0769	1.209	1.500	6	1.750	M16	1.750	-	1.142	●				

* Clamping Torque (Nm) 1.2Nm

ENMX06	Screw	Wrench	Handle	BIT
Description	TP082507 - GS	TPWBTP08	DH - H4	DB - TP08
EDP	18000206	18000218	18000189	18000190

Milling - High Feed Milling - Cutter
Cutters for ENMX

Entry Angle : 10°
4 Corner Negative



ZAFP : Effective Number of Cutting Edges
CBDP : Connection Bore Depth

□ : p. 108 Unit : inch

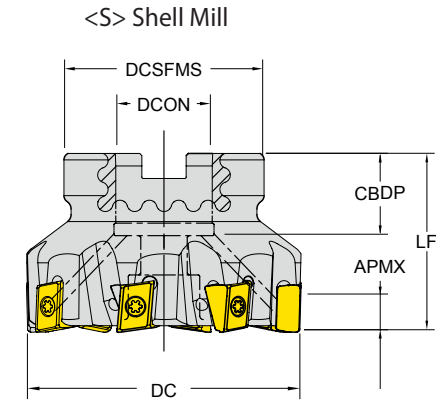
Series	APMX	Designation	EDP 1700..	DC	DCX	CICT	LF	TYPE	DCON	LH	CBDP	DCSFMS	🔴	
ENMX 0905	.059	EHF - ENMX09 - D100Z2W100 - L50I	0777	.606	1.000	2	5.500	Weldon	1.000	2.500	-	-	●	
		EHF - ENMX09 - D125Z3W125 - L600I	0778	.856	1.250	3	6.000		1.250	3.000	-	-	●	
		EHF - ENMX09 - D150Z4W125 - L600I	0779	1.106	1.500	4	6.000		1.250	1.500	-	-	●	
		FHF - ENMX09 - D200Z5S075I	0780	1.606	2.000	5	1.969	Shellmill	.750	-	.750	1.750	●	
		FHF - ENMX09 - D250Z6S075I	0781	2.106	2.500	6	1.969		.750	-	.750	2.204	●	
		FHF - ENMX09 - D300Z8S100I	0782	2.606	3.000	8	2.480		1.000	-	1.049	2.204	●	
		FHF - ENMX09 - D400Z10S125I	0783	3.606	4.000	10	2.480		1.250	-	1.260	3.000	●	
		FHF - ENMX09 - D500Z12S150I	0882	4.606	5.000	12	2.460		1.500	-	1.381	3.811	●	
		FHF - ENMX09 - D600Z14S200I	0784	5.606	6.000	14	2.480		2.000	-	1.496	4.700	●	
		MHF - ENMX09 - D100Z2M12I	0852	.606	1.000	2	1.500		Modular	M12	-	-	.827	●
		MHF - ENMX09 - D1125Z2M12I	0853	.731	1.125	2	1.500			M12	-	-	.827	●
		MHF - ENMX09 - D125Z3M16I	0854	.856	1.250	3	1.750			M16	-	-	1.142	●
		MHF - ENMX09 - D1375Z3M16I	0855	.981	1.375	3	1.750	M16		-	-	1.142	●	
		MHF - ENMX09 - D150Z4M16I	0856	1.106	1.500	4	1.750	M16		-	-	1.142	●	

* Clamping Torque (Nm) 2.0Nm

ENMX09	Screw	Wrench	Handle	BIT
Description	TP093510 - GS	TPWBTP09	DH - H4	DB - TP09
EDP	18000214	18000216	18000189	18000209

Milling - Shoulder Milling - Cutter
Cutters for LNHU, LNKU

Entry Angle : 90°
4 Corner Negative



ZAFP : Effective Number of Cutting Edges
CBDP : Connection Bore Depth

□ : p. 110 Unit : inch

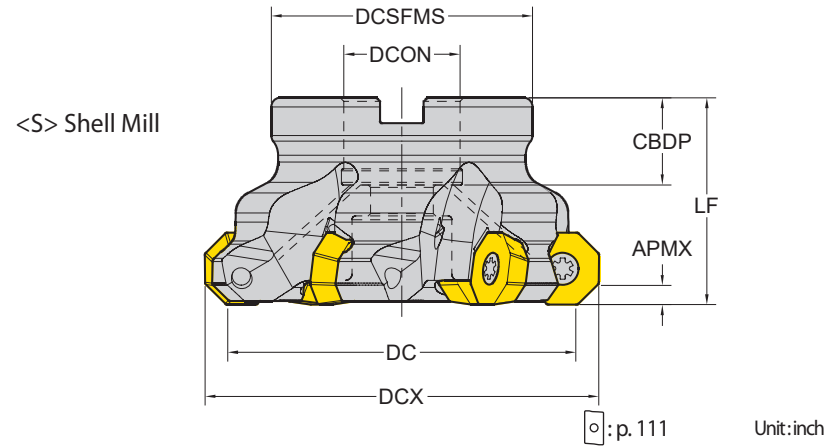
Series	APMX	Designation	EDP 1700..	DC	CICT	LF	TYPE	DCON	LH	CBDP	DCSFMS	🔴
LNHU LNKU 1306	.433	F90 - LNHU13R - D200Z4S075I	0891	2.000	4	1.575	Shellmill	.750	-	.748	1.750	●
		F90 - LNHU13R - D200Z5S075I	0892	2.000	5	1.575		.750	-	.748	1.750	●
		F90 - LNHU13R - D250Z7S075I	0893	2.500	7	1.969		.750	-	.748	1.750	●
		F90 - LNHU13R - D300Z6S100I	0894	3.000	6	1.969		1.000	-	.945	2.190	●
		F90 - LNHU13R - D300Z8S100I	0895	3.000	8	1.969		1.000	-	.945	2.190	●
		F90 - LNHU13R - D400Z8S125I	0896	4.000	8	1.969		1.250	-	1.260	2.880	●
		F90 - LNHU13R - D400Z12S125I	0897	4.000	12	1.969		1.250	-	1.260	2.880	●
		F90 - LNHU13R - D500Z10S150I	0898	5.000	10	2.480		1.500	-	1.417	3.810	●
		F90 - LNHU13R - D600Z12S200I	0899	6.000	12	2.480		2.000	-	1.496	4.882	●
		F90 - LNHU13R - D600Z18S200I	0900	6.000	18	2.480	2.000	-	1.496	4.882	●	
		F90 - LNHU13R - D800Z16S250I - WOC	0901	8.000	16	2.480	2.500	-	1.378	6.890	X	
		F90 - LNHU13R - D1000Z20S250I - WOC	0902	10.000	20	2.480	2.500	-	1.378	8.660	X	

** Clamping Torque (Nm) 3.0Nm

LNKU13	Screw	Wrench	Handle	BIT
Description	TP150412 - GS	TPWBTP15	DH - H6	DB - TP15
EDP	18000225	18000217	18000210	18000208

Cutters for ODMT, ODMW

Entry Angle : 43°
8 Corner Positive



ZEFP : Effective Number of Cutting Edges
CICT : Number of Inserts
CBDP : Connection Bore Depth

Series	APMX	Designation	EDP 1700..	DC	DCX	CICT	LF	TYPE	DCON	CBDP	DCSFMS	PCD1	PCD2	☉
ODMT ODMW 0605	.157	F43 - ODMT06 - D250Z5S075I	0040	2.500	2.880	5	1.575	Shellmill	.750	.790	2.000	-	-	●
		F43 - ODMT06 - D300Z6S100I	0041	3.000	3.550	6	1.750		1.000	.944	2.500	-	-	●
		F43 - ODMT06 - D400Z7S125I	0042	4.000	4.340	7	2.000		1.250	.980	3.000	-	-	●
		F43 - ODMT06 - D500Z8S150I	0043	5.000	5.320	8	2.380		1.500	1.378	3.650	-	-	●

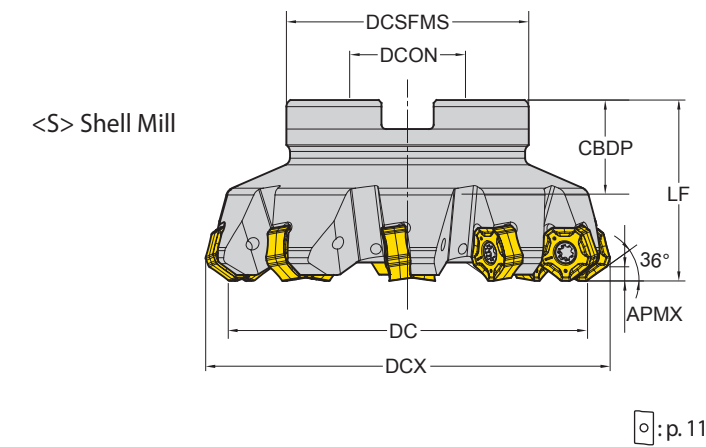
Unit: inch

* Clamping Torque (Nm) 5.3Nm

ODMT06	Screw	Wrench
Description	TP205013	TPWFTP20
EDP	18000007	18000004

Cutters for PNMU

Entry Angle: 36°
10 Corner Negative



ZEFP : Effective Number of Cutting Edges
CICT : Number of Inserts
CBDP : Connection Bore Depth

Series	APMX	Designation	EDP 1700..	DC	DCX	CICT	LF	TYPE	DCON	CBDP	DCSFMS	PCD1	PCD2	☉
PNMU 1206	.157	F36 - PNMU12 - D200Z4S075I	0468	2.000	2.530	4	1.575	Shell Mill	.750	.750	1.750	-	-	●
		F36 - PNMU12 - D250Z5S075I	0788	2.500	3.030	5	1.575		.750	.750	2.000	-	-	●
		F36 - PNMU12 - D300Z8S100I	0469	3.000	3.530	8	2.000		1.000	1.049	2.500	-	-	●
		F36 - PNMU12 - D400Z10S125I	0470	4.000	4.530	10	2.000		1.250	1.269	3.000	-	-	●
		F36 - PNMU12 - D500Z12S150I	0881	5.000	5.530	12	2.250		1.500	1.378	3.540	-	-	●
		F36 - PNMU12 - D600Z14S200I	0863	6.000	6.530	14	2.480		2.000	1.500	4.700	-	-	●

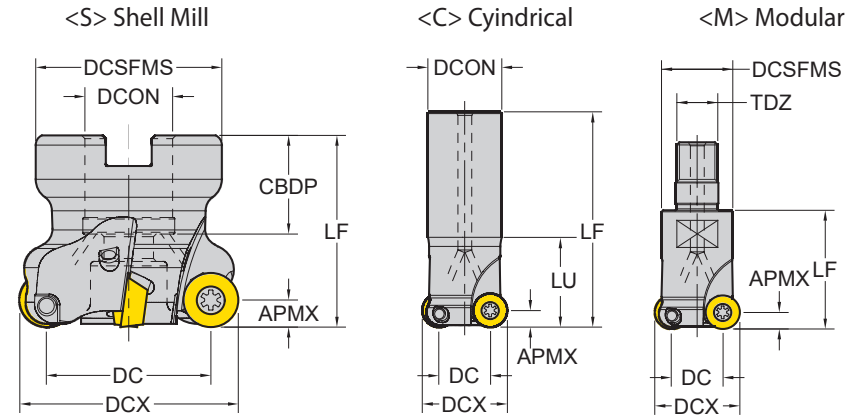
Unit: inch

* Clamping Torque (Nm) 3.0Nm

PNMU12	Screw	Wrench	Handle	BIT
Description	TP154008	TPWBTP15	DH - H4	DB - TP15
EDP	18000006	18000217	18000189	18000208

Milling - Profiling - Cutter
Cutters for RDKT, RDKW

Round Positive



ZEPF : Effective Number of Cutting Edges
CDBP : Connection Bore Depth

□: p. 115 Unit : inch

Series	APMX	Designation	EDP 1700..	DC	DCX	CICT	LU	LF	TYPE	DCON	CDBP	DCSFMS	⦿
RDKT, RDKW 0802	.157	E - RDKT08 - D075Z2C075 - L700I	0044	.435	.750	2	1.500	7.000	Cylindrical	.750	-	-	●
		E - RDKT08 - D100Z3C075 - L700I	0045	.685	1.000	3	1.500	7.000		.750	-	-	●
		M - RDKT08 - D075Z2M10I	0046	.435	.750	2	-	1.250	Modular	M10	-	-	●
		M - RDKT08 - D100Z3M12I	0047	.685	1.000	3	-	1.500		M12	-	-	●
RDKT, RDKW 10T3	.197	E - RDKT10 - D100Z2C100 - L700I	0048	.606	1.000	2	1.500	7.000	Cylindrical	1.000	-	-	●
		F - RDKT10 - D150Z5S050I	0050	1.106	1.500	5	-	1.575	Shellmill	.500	.630	1.250	●
		F - RDKT10 - D200Z6S075I	0051	1.606	2.000	6	-	1.750		.750	.750	1.575	●
		M - RDKT10 - D100Z3M12I	0049	.606	1.000	3	-	1.500	Modular	M12	-	.827	●
RDKT, RDKW 1204	.236	E - RDKT12 - D100Z2C100 - L700I	0052	.528	1.000	2	1.500	7.000		Cylindrical	1.000	-	-
		E - RDKT12 - D125Z2C125 - L800I	0053	.778	1.250	2	1.500	8.000	1.250		-	-	●
		E - RDKT12 - D125Z3C125 - L600I	0054	.778	1.250	3	1.500	6.000	1.250		-	-	●
		F - RDKT12 - D150Z4S050I	0057	1.027	1.500	4	-	1.575	Shellmill	.500	.630	1.250	X
		F - RDKT12 - D200Z5S075I	0058	1.527	2.000	5	-	1.750		.750	.750	1.575	X
		F - RDKT12 - D250Z6S075I	0059	2.027	2.500	6	-	1.750		.750	.790	1.750	X
		M - RDKT12 - D100Z2M12I	0055	.527	1.000	2	-	1.500	Modular	M12	-	.827	●
		M - RDKT12 - D125Z3M16I	0056	.777	1.250	3	-	1.750		M16	-	1.142	●

* Clamping Torque (Nm) 1.2Nm

RDKT08	Screw	Wrench
Description	TP082505	TPWFTP08
EDP	18000008	18000002

* Clamping Torque (Nm) 3.0Nm

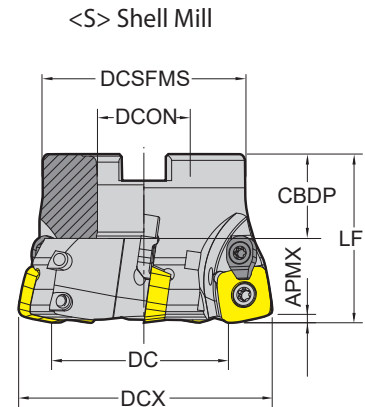
RDKT10	Screw	Wrench
Description	TP154008RD	TPWFTP15
EDP	18000017	18000003

* Clamping Torque (Nm) 3.0Nm

RDKT12	Screw	Wrench	Wedge Clamp
Description	TP154009	TPWFTP15	MTCA - 130813P
EDP	18000010	18000003	18000037

Milling - High Feed Milling - Cutter
Cutters for SDMT, SDMW

Entry Angle : 10°
4 Corner Positive



ZEPF : Effective Number of Cutting Edges
CDBP : Connection Bore Depth

□: p. 118 Unit : inch

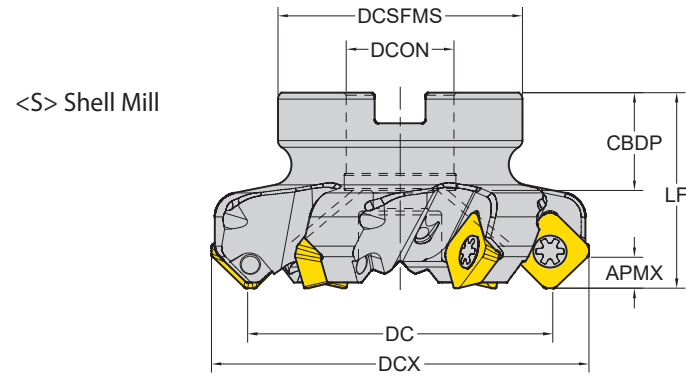
Series	APMX	Designation	EDP 1700..	DC	DCX	CICT	LU	LF	TYPE	DCON	CDBP	DCSFMS	⦿
SDMT SDMW 1204	.059	EHF - SDMW12 - D125Z2C125 - L800I	0386	0.559	1.250	2	3.500	8.000	Cylindrical	1.250	-	-	●
		EHF - SDMW12 - D150Z3C150 - L800I	0387	0.807	1.500	3	3.500	8.000		1.500	-	-	●
		FHF - SDMW12 - D200Z5S075I	0388	1.307	2.000	5	-	2.000		.750	.789	1.750	●
		FHF - SDMW12 - D250Z5S100I	0389	1.807	2.500	5	-	2.000	Shellmill	1.000	.945	2.130	●
		FHF - SDMW12 - D300Z5S100I	0436	2.307	3.000	5	-	2.000		1.000	.945	2.130	●
		FHF - SDMW12 - D300Z6S100I	0390	2.307	3.000	6	-	2.000		1.000	.945	1.750	●
		FHF - SDMW12 - D300Z6S125I	0391	2.307	3.000	6	-	2.000	Shellmill	1.250	.945	2.130	●
		FHF - SDMW12 - D300Z7S100I	0437	2.307	3.000	7	-	2.000		1.000	.945	2.130	●
		FHF - SDMW12 - D400Z7S150I	0438	3.307	4.000	7	-	2.550		1.500	1.181	3.810	●
		FHF - SDMW12 - D400Z8S150I	0392	3.307	4.000	8	-	2.550	Shellmill	1.500	1.181	3.810	●
		FHF - SDMW12 - D400Z9S150I	0439	3.307	4.000	9	-	2.550		1.500	1.181	3.810	●
		FHF - SDMW12 - D500Z9S150I	0880	4.307	5.000	9	-	2.550		1.500	1.181	3.810	●
FHF - SDMW12 - D600Z12S200I	1025	5.307	6.000	12	-	2.480	2.000	1.023	4.700	●			

* Clamping Torque (Nm) 3.0Nm

SDMT12	Screw	Wrench	Handle	Wedge Clamp
Description	Y4015 - M4x11	Y80 - T15	18000167	YACK - 15
EDP	18000119	18000167	-	18000069

Milling - Face Milling - Cutter
Cutters for SEGT, SEKT

Entry Angle : 45°
4 Corner Positive



ZEFP : Effective Number of Cutting Edges
CICT : Number of Inserts
CBDP : Connection Bore Depth

□ : p. 120 Unit: inch

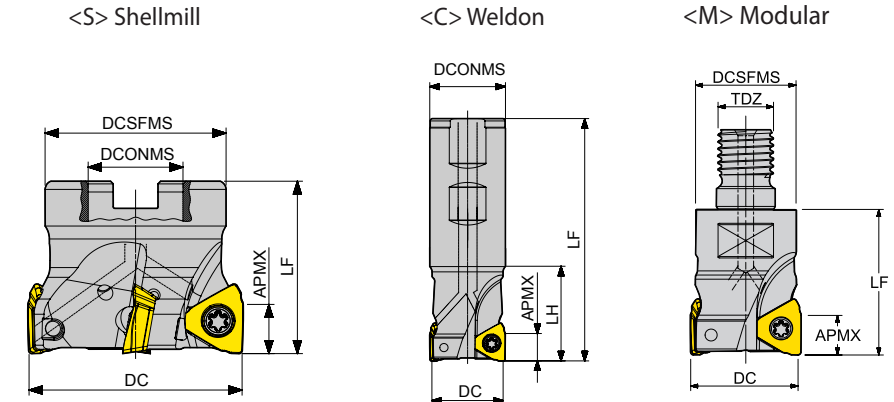
Series	APMX	Designation	EDP 1700..	DC	DCX	CICT	LU	LF	TYPE	DCON	CBDP	DCSFMS	PCD1	PCD2	☉
SEGT, SEKT 1204	.236	F45-SEKT12-D150Z4S050I	0060	2.060	2.620	4	-	1.575	Shellmill	.500	.642	1.250	-	-	●
		F45-SEKT12-D200Z5S075I	0061	2.560	3.120	5	-	1.575		.750	.742	1.750	-	-	●
		F45-SEKT12-D250Z4S075I	0062	3.060	3.620	4	-	1.575		.750	.750	2.000	-	-	●
		F45-SEKT12-D250Z6S075I	0063	3.060	3.620	6	-	1.575		.750	.750	2.000	-	-	●
		F45-SEKT12-D300Z4S100I	0064	3.560	4.120	4	-	1.750		1.000	.945	2.250	-	-	●
		F45-SEKT12-D300Z7S100I	0065	3.560	4.120	7	-	1.750		1.000	.945	2.250	-	-	●
		F45-SEKT12-D400Z8S125I	0066	4.560	5.120	8	-	2.000		1.250	1.220	3.000	-	-	●
		F45-SEKT12-D500Z10S150I	0067	5.560	6.120	10	-	2.380		1.500	1.378	3.650	-	-	●
		F45-SEKT12-D600Z12S200I	0068	6.560	7.120	12	-	2.380		2.000	1.496	4.700	-	-	●

* Clamping Torque (Nm) 2.4Nm

SEKT1204	Screw	Wrench
Description	TP204510	TPWFTP20
EDP	18000011	18000004

Milling - Shoulder Milling - Cutter
Cutters for TPKT

Entering Angle : 90°
3 Corner Positive



CICT : Number of Inserts
CBDP : Connection Bore Depth

□ : p. 128 Unit: inch

Series	APMX	Designation	EDP 1700..	DC	CICT	LF	TYPE	DCON	LH	CBDP	DCSFMS	☉
NEW TPKT 1104	.276	E90-TP11-D125Z3W125-L450I	1054	1.250	3	4.500	Weldon	1.250	1.500	-	-	●
		E90-TP11-D125Z3W125-L650I	1055	1.250	3	6.500		1.250	2.500	-	-	●
		E90-TP11-D150Z3W125-L450I	1056	1.500	3	4.500		1.250	2.250	-	-	●
		E90-TP11-D150Z4W125-L450I	1057	1.500	4	4.500		1.250	2.250	-	-	●
		E90-TP11-D200Z5W125-L450I	1058	2.000	5	4.500		1.250	2.250	-	-	●
		F90-TP11-D150Z4S050I	1059	1.500	4	1.375		.500	-	.640	1.378	●
		F90-TP11-D200Z5S075I	1060	2.000	5	1.750	.750	-	.750	1.750	●	
		F90-TP11-D250Z6S075I	1061	2.500	6	1.750	.750	-	.750	1.750	●	
		F90-TP11-D300Z5S100I	1062	3.000	5	1.750	1.000	-	.750	2.189	●	
		F90-TP11-D300Z8S100I	1063	3.000	8	1.750	1.000	-	.750	2.189	●	
		F90-TP11-D400Z10S150I	1064	4.000	10	2.375	1.500	-	1.060	2.874	●	
		F90-TP11-D400Z8S150I	1065	4.000	8	2.375	1.500	-	1.060	2.874	●	
		F90-TP11-D500Z11S150I	1066	5.000	11	2.375	1.500	-	1.060	3.807	●	
		M90-TP11-D125Z3M16I	1067	1.250	3	2.410	M16	1.500	-	1.130	●	
		M90-TP11-D150Z4M16I	1068	1.750	4	2.410	M16	1.750	-	1.130	●	

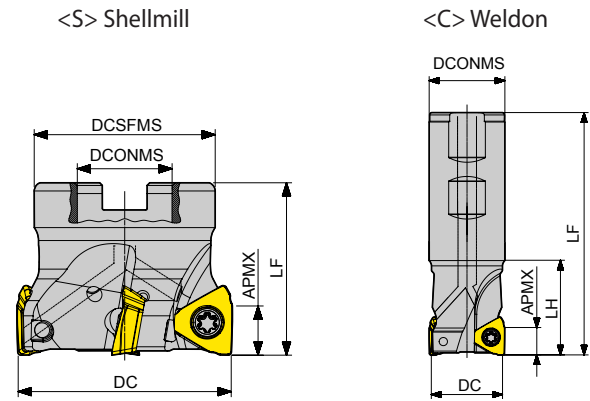
* Clamping Torque (Nm) 1.2Nm

TPKT1104 (D20, D21)	Screw	Wrench	Handle	BIT
Description	TP082562-GS	TPWBTP08	DH-H4	DB-TP08
EDP	18000265	18000218	18000189	18000190

TPKT1104 (over D25)	Screw	Wrench	Handle	BIT
Description	TP082506-GS	TPWBTP08	DH-H4	DB-TP08
EDP	18000259	18000218	18000189	18000190

Milling - Shoulder Milling - Cutter
Cutters for TPKT

Entering Angle : 90°
3 Corner Positive



CICT : Number of Inserts
CBDP : Connection Bore Depth

□: p. 128 Unit: inch

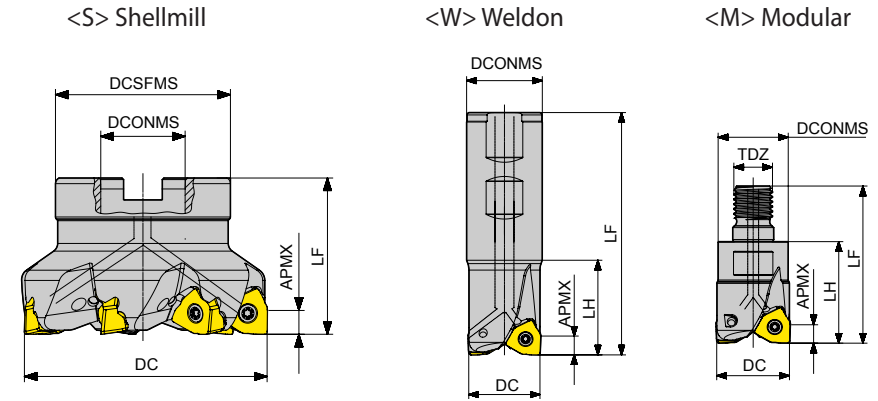
Series	APMX	Designation	EDP 1700..	DC	CICT	LF	TYPE	DCON	LH	CBDP	DCSFMS	⚡
NEW TPKT 1605	.433	E90-TP16-D125Z2W125-L450I	1198	1.250	3	4.500	Weldon	1.250	1.500	-	-	●
		E90-TP16-D150Z3W125-L450I	1199	1.500	4	4.500		1.250	1.500	-	-	●
		E90-TP16-D200Z4W125-L450I	0957	2.000	4	4.500		1.250	1.500	-	-	●
		F90-TP16-D200Z4S075I	0959	2.000	4	1.750	Shellmill	.750	-	.750	1.750	●
		F90-TP16-D200Z5S075I	0960	2.000	5	1.750		.750	-	.750	1.750	●
		F90-TP16-D250Z6S075I	0961	2.500	6	1.750		.750	-	.750	1.750	●
		F90-TP16-D300Z6S100I	0962	3.000	6	1.750		1.000	-	.750	2.189	●
		F90-TP16-D300Z7S100I	0963	3.000	7	1.750		1.000	-	.750	2.189	●
		F90-TP16-D400Z6S150I	0964	4.000	6	2.375		1.500	-	1.417	2.874	●
		F90-TP16-D400Z8S150I	0965	4.000	8	2.375		1.500	-	1.417	2.874	●
		F90-TP16-D500Z9S150I	0966	5.000	9	2.375		1.500	-	1.417	3.807	●
		F90-TP16-D600Z12S150I	0967	6.000	12	2.375		1.500	-	1.417	4.882	●
F90-TP16-D600Z8S150I	0968	6.000	8	2.375	1.500	-	1.417	4.882	●			

* Clamping Torque (Nm) 5.3Nm

TPKT1605	Screw	Wrench	Handle	BIT
Description	TP2045105	TPWBTP20	DH-H6	DB-TP20
EDP	18000264	18000256	18000210	18000257

Milling - Shoulder Milling - Cutter
Cutters for WNEX

Entering Angle : 90°
6 Corner Negative



CICT : Number of Inserts
CBDP : Connection Bore Depth

□: p. 131 Unit: inch

Series	APMX	Designation	EDP 1700..	DC	CICT	LF	TYPE	DCON	LH	CBDP	DCSFMS	⚡
NEW WNEX 0806	.276	E90-WN08-D125Z2W125-L450I	0913	1.250	2	4.500	Weldon	1.250	2.250	-	-	●
		E90-WN08-D125Z2W125-L750I	1077	1.250	2	7.500		1.250	2.500	-	-	●
		E90-WN08-D150Z4W125-L450I	0914	1.500	4	4.500		1.250	1.500	-	-	●
		E90-WN08-D150Z4W125-L750I	1078	1.500	4	7.500		1.250	2.500	-	-	●
		F90-WN08-D200Z4S075I	0915	2.000	4	1.575	Shellmill	.750	-	.750	1.732	●
		F90-WN08-D200Z5S075I	1079	2.000	5	1.575		.750	-	.750	1.732	●
		F90-WN08-D250Z5S075I	0916	2.500	5	1.575		.750	-	.750	1.732	●
		F90-WN08-D300Z7S100I	0917	3.000	7	2.00		1.000	-	.750	2.189	●
		F90-WN08-D300Z9S100I	1080	3.000	9	2.00		1.000	-	.750	2.189	●
		F90-WN08-D400Z9S150I	0918	4.000	9	2.50		1.500	-	1.060	3.503	●
		F90-WN08-D400Z11S150I	1081	4.000	11	2.50		1.500	-	1.060	3.503	●
		F90-WN08-D500Z11S150I	1082	5.000	11	2.50		1.500	-	1.060	3.503	●
F90-WN08-D500Z14S150I	1083	5.000	14	2.50	1.500	-	1.060	3.503	●			
M90-WN08-D125Z2M16I	1084	1.250	2	2.410	Modular	M16	1.500	-	1.130	●		
M90-WN08-D150Z3M16I	1085	1.500	3	2.410		M16	1.750	-	1.130	●		

* Clamping Torque (Nm) 3.0Nm

WNEX0806	Screw	Wrench	Handle	BIT
Description	TP154011-GS	TPWBTP15	DH-H4	DB-TP15
EDP	18000251	18000217	18000189	18000208